



szach-mat
windows with passion

PATIO AND TERRACE DOORS



MISSION

We believe that out of passion for what we do, we deliver the highest quality services to provide our customers with full comfort and security.

VISION

Szach-Mat as:

- quality leader
- a company with a credible image
- a friendly workplace

VALUES

Our key to success is:

- cooperation
- sincerity
- honesty
- constant development
- engagement

PATIO AND TERRACE DOORS

Side-hung doors 4 - 5

PSK doors 6 - 7

HS doors 8 - 9

Moreview 10 - 11

Folding doors 12 - 13

Winter gardens 14 - 15



Find out more:
www.szach-mat.eu



SIDE-HUNG DOORS

Classic and energy-saving terrace doors.



Competitive price



Excellent thermal parameters



Maximum dimensions:

single-leaf door: 1480x3040 mm (width x height)

double-leaf door: 2840x3040 mm (width x height)



Examples of opening schemes:



opening inwards or outwards

1 or 2-leaf door


possible use of a brake blocking the sash in the selected position

possible use of a low threshold of only 20 mm



tilt and turn function possible when opening inwards

PVC



GEALAN S 8000

Price **\$**

Thermal insulation

Design

PVC



GEALAN S 9000

Price **\$\$**

Thermal insulation

Design

PVC



VEKA Softline 82 MD

Price **\$\$\$**

Thermal insulation

Design

ALU



ALUPROF MB-86

Price **\$\$\$**

Thermal insulation

Design

PSK DOORS

More space in the room and favorable price.



The most economical solution for sliding doors



Maximum dimensions:

symmetrical construction with 1 sliding sash: 3500x2500 mm (width x height)



Examples of opening schemes:



constructed on the basis
of window profiles

tilt and slide sash moving to the unopened part

44 mm high threshold

PVC




GEALAN S 8000

Price **\$**



PVC



GEALAN S 9000

Price **\$\$**



PVC



VEKA Softline 82 MD

Price **\$\$\$**




ALU



ALUPROF MB-86

Price **\$\$\$**



ALU



ALUPROF MB-79N

Price **\$\$\$**



HS DOORS

Elegant and lightweight sliding doors with large dimensions.




Easy to use



Excellent thermal properties



Examples of opening schemes:



many possible opening schemes
(up to 4 meters of passage opening)

lift and slide opening system

non-threshold passage

the possibility of designing
a glazed corner of the building

large glazing area



ALU



ALUPROF MB-77HS

Price \$\$\$

Thermal insulation

Design



ALU



YAWAL DP 180

Price \$\$\$

Thermal insulation

Design



PVC



VEKA MOTION 82

Price \$\$\$

Thermal insulation

Design



MOREVIEW

A system of large-size sliding doors with narrow profiles completely hidden in the floor, walls and ceiling.



Possible automatic or manual control with the use of a smartphone



It is possible to manufacture and install constructions combined at any angle thanks to the use of an all-glass corner



Maximum dimensions and weight:
sliding sash 4000 mm high and 1200 kg



Examples of opening schemes:

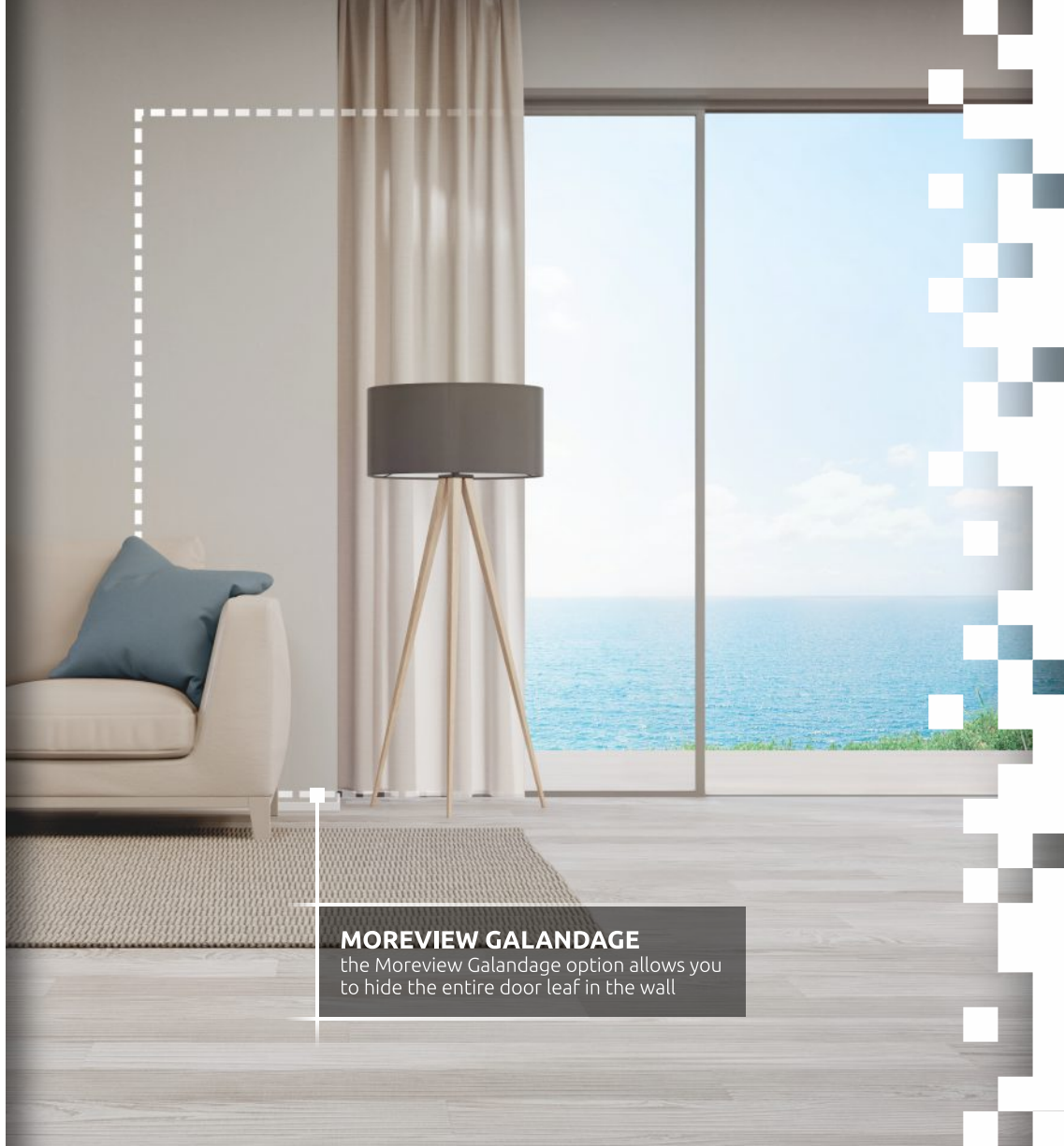


door frames completely hidden in the wall

post of only 27 mm
between the door leaves

allows for the construction of combinations
of sliding doors and fixed glazing

glazing constitutes up to 98% of the entire structure



MOREVIEW GALANDAGE

the Moreview Galandage option allows you to hide the entire door leaf in the wall



ALU

YAWAL MOREVIEW

Price **\$\$\$\$**

Thermal insulation



Design



FOLDING DOORS

The system of folding door leaves allows for additional space.



Folding outwards or inwards



Possible use of a low threshold

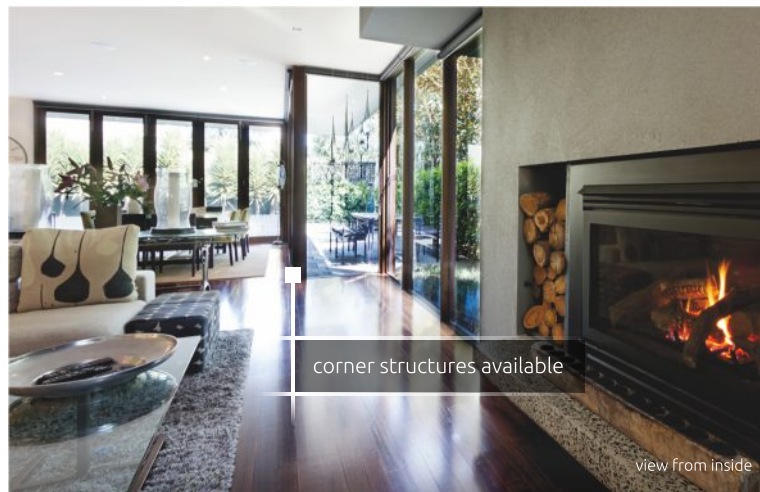


Examples of opening schemes:



many opening schemes, also in combinations of turn and folding sashes

from 2 to 8 folding leaves



ALU

ALUPROF **FOLDLINE**

Price **\$\$\$\$**

Thermal insulation



Design



WINTER GARDENS

A touch of summer on cold winter days.



Allows you to obtain additional usable space in the building



Many options available



Exemplary types of winter gardens:



warm and non-insulated variants



compatible with all window systems and patio doors





example winter garden



example winter garden



Window Factory Szach-Mat

Office and headquarters

ul. Kartuska 354AA
80-125 Gdańsk, Poland

Factory

ul. Rzemieślnicza 56
83-304 Załęże, Przdkowo, Poland

M +48 500 100 843

M +48 500 100 883

M +47 463 54 379

E windows@szach-mat.eu

www.szach-mat.eu

VAT no PL5971400696



Profiles from the catalog may differ in the specification with the standard version • The manufacturer reserves the right to change the specification of the doors • The colours in the catalog are only illustrative and may differ from the actual ones • All rights reserved • 2023 • EN